

November 15, 2020

Dear Rancho Cielo Community Association Homeowners,

Your Board of Directors has carefully reviewed your community's needs regarding parking rules and has voted to establish more efficient procedures for handling guest registration and permit requests. This process is intended to be more efficient for both the community members as well as ensure fair and even enforcement.

Please see the enclosed **Rancho Cielo Guest Registration and Permit Request Procedure** document which includes step by step instructions on how to register your guests and request parking permits.

- Homeowners may register their Guest within the parking software at [www.californiacoastalpatrol.com](http://www.californiacoastalpatrol.com). Once registered, you may then request a guest parking permit for each visit. Remember Visitor parking is for VISITORS ONLY.
- Guest vehicles will be limited to 14 overnight stays per 90-day period. Overnight is anything past 11:00 PM no matter the duration and expires at 5:00 AM on the date requested.
- Vehicles that are found parked on the property between these time frames that have not obtained a valid permit will be cited, then towed at the vehicle owners' expense.
- Guest vehicles visiting before 11:00 PM or after 5:00 AM (during the daytime and evening) will not need to be registered to park in common area parking.
- Resident vehicles are not allowed to be issued a permit. Please contact your Community Manager, Janet McCormick in writing at [Janet.McCormick@SeabreezeMgmt.com](mailto:Janet.McCormick@SeabreezeMgmt.com) if you need to request a temporary variance for a resident vehicle.
- **Please note:** Guest passes will no longer be distributed by guards.

**When will this program begin?** The enforcement of this new procedure will begin on **December 15, 2020**.

We look forward to continuing serving you. If you have any issues safe listing your guest vehicle, please contact us at: California Coastal Patrol (877) 819-3031.

**CALIFORNIA COASTAL PATROL**  
**1250 N Lakeview Ave. Suite N. Anaheim, CA 92807**  
**877-809-3031 877-264-7716 FAX**  
**[www.californiacoastalpatrol.com](http://www.californiacoastalpatrol.com)**  
**[permits@californiacoastalpatrol.com](mailto:permits@californiacoastalpatrol.com)**

## **Rancho Cielo Homeowners Association**

### **Parking Rules**

1. A vehicle is not considered parked if:
  - a. the engine is operating
  - b. the vehicle is being attended to by a resident
  - c. the vehicle is being used in delivery or service for a resident.
2. No vehicle shall be parked on any street overnight within Rancho Cielo, without prior approval from the management company. Vehicles belonging to guests shall be the responsibility of the resident they are visiting.
3. Vehicles parked in driveways must not extend into the street.
4. \* Boats, campers, trailers, RV's, trucks with carrying capacity greater than 3/4 ton, inoperative vehicles, and commercial vehicles shall not be parked anywhere within Rancho Cielo except inside a closed garage. RV's are permitted entry to load and unload only by special permit.
5. Vehicles subject to immediate towing are as follows:
  - a. any vehicle parked in the street overnight
  - b. any vehicle parked in an unpaved common area
6. Vandalism to vehicles shall not be the responsibility of the Association.
7. Garage door must be closed when not in use.
8. Major auto repairs must be confined to garage area. In addition, any auto repair which, by virtue of the noise or odors involved, interferes with the peace of other residents shall be prohibited.
9. Homeowners are responsible to keep driveways clean and free of rust, oil, etc. (no drip pans allowed).
10. Oil, or other substances spilled on common area due to auto repair must be cleaned by resident. Failure to do so will result in the Board having it cleaned and charging the resident for cost incurred.
11. \* The use of go-carts, dune buggies, and similar vehicles is prohibited anywhere within the Rancho Cielo Community. As per California Vehicle Code mopeds are only permitted by licensed drivers and all stop signs and speed limits must be observed.



CALIFORNIA COASTAL PATROL  
1250 N Lakeview Ave. Suite N Anaheim, CA 92807

## Rancho Cielo Guest Registration and Permit Request Procedure

Here are the steps required to register a Guest within the parking software at [www.californiacoastalpatrol.com](http://www.californiacoastalpatrol.com). Once they have registered, you may then request a guest parking permit for each visit. Remember Visitor parking is for **VISITORS ONLY**,

Guest vehicles will be limited to 14 overnight stays per 90 day period. Overnight is anything past 9pm no matter the duration and expires at 6:00 am on the date requested.

### Community Registration Code- RANCHOCIELO

1. Access the CCP web site at [www.californiacoastalpatrol.com](http://www.californiacoastalpatrol.com) and select the Safelisting tab.
2. First time users will need to select the Register button; and then on future logins select the User Login button.
3. Select Safelist then Register button in the middle or upper right corner.
4. That will pop up a screen requesting the access code. The code is RANCHOCIELO (No space between)
5. Please check on each parking rules to acknowledge and select your unit address on bottom.
6. Once entered you will see a page requiring information about your residence and vehicles. Red asterisk \* items are required, the balance is up to the resident however contact (phone number) would be helpful.
7. When completed, select the next button and a page will be displayed for you to enter your vehicle information. **Please remember permanent vehicles are resident vehicles and cannot be safelisted. Only guest/ visitor vehicles are to be safelisted. Permanent vehicles are to be parked in the garage or driveway and are subject to towed if parking on any community streets.**
8. If desired, you can enter all of your vehicles, or enter an asterisk (\*) to get past the required entry.
9. When completed and submitted, you will receive an email confirmation with your entries (save for future use). Please allow up to 24 hours for your account to be active.
10. You can enter the site as needed to safelist vehicles in accordance with the Rancho Cielo Association Rules and Regulations.

#### TO SAFELIST A GUEST/ VISITOR

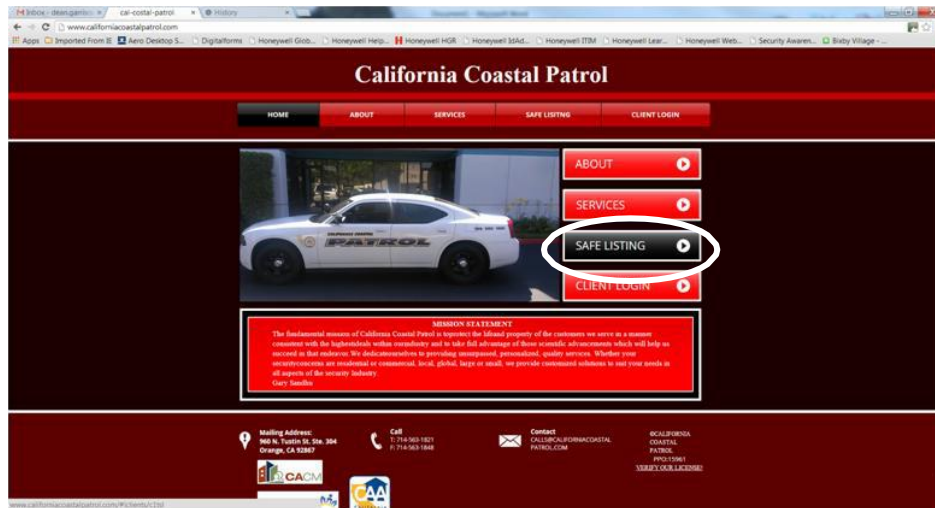
1. Access the CCP web site at [www.californiacoastalpatrol.com](http://www.californiacoastalpatrol.com) and select the Safelisting tab.
2. Select Safelist then Userlogin and enter your username and password that you created.
3. Go to parking permits, then click on the green button "Add Parking Permit"
4. From the dropdown change Registrant to visitor.
5. From parking permit type select Visitor
6. Select your vehicle from the dropdown if you not see it then click the Add new Vehicle button. Once the vehicle is in the system then it will be saved in your profile.
7. Select parking permit type Template "Rancho Ceilo Guest Safeliste"
8. Select days needed if you only need one day safelist then just Request Permit"

If you have any issues safe listing your guest vehicle please contact us at  
California Coastal Patrol (877) 819-3031

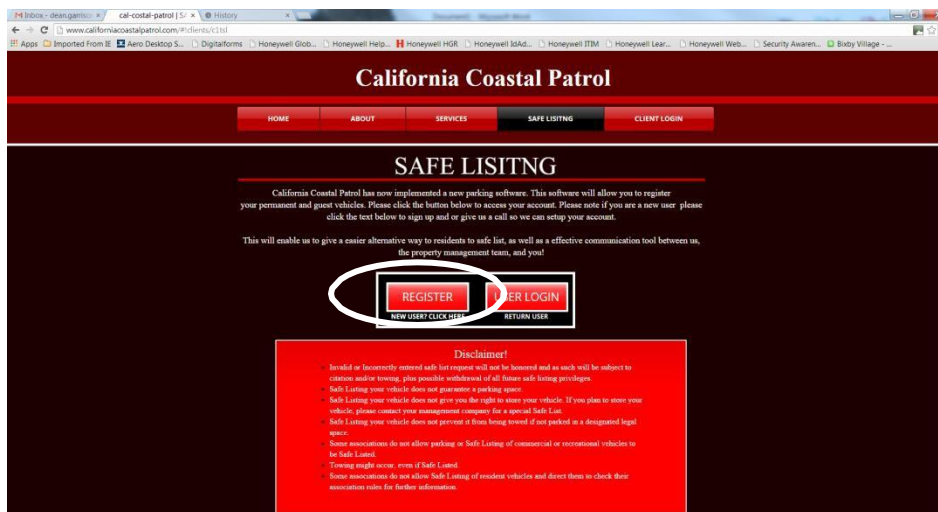
## Rancho Cielo Safelisting Profile

### Registration

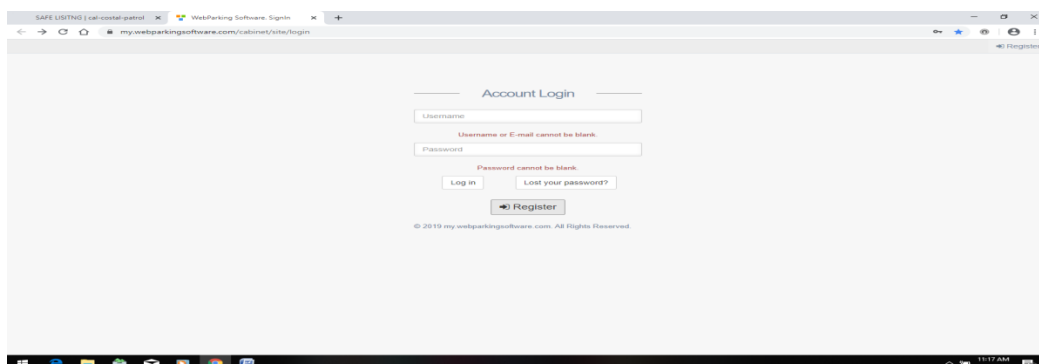
1. Access the CCP web site at [www.californiacoastalpatrol.com](http://www.californiacoastalpatrol.com) and select the Safelisting tab.



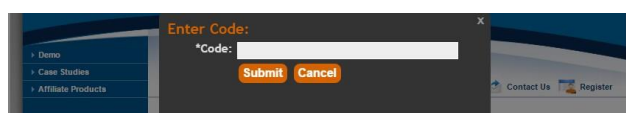
2. First time users will need to select the Register button; and then on future logins select the User Login button.



3. Select the Register button in the middle or upper right corner.



4. That will pop up a screen requesting the access code provided by CCP. During the transition it is "RANCHOCIELO". No space between



5. Once entered you will see a page requiring information about your residence and vehicles. Red asterisk \* items are required, the balance is up to the resident however contact (phone number) would be helpful if there was an issue about your vehicle or guest's vehicle. You can also add an additional person as required by selecting the "Add Additional Registrant" link at the bottom.
6. Once selected, the page expands and you can add the additional person at your residence.
7. When completed, select the next button and a page will be displayed for you to enter your vehicle information.
8. If desired, you can enter all of your vehicles, or enter an asterisk (\*) to get past the required entry.
9. When completed and submitted, you will receive an email confirmation with your entries (save for future use). Please allow up to 24 hours for your account to be active.
10. You can enter the site as needed to safelist vehicles in accordance with the Rancho Cielo Association Rules and Regulations.



## Community Registration Code- RANCHOCIELO

### CALIFORNIA COASTAL PATROL

1250 N Lakeview Ave. Suite N Anaheim, CA 92807

877-809-3031 877-264-7716 FAX

[www.californiacoastalpatrol.com](http://www.californiacoastalpatrol.com)  
[permits@californiacoastalpatrol.com](mailto:permits@californiacoastalpatrol.com)